

C A R A V A N S T O S U I T A L L Y O U R D E S I R E



SILVER

COLLECTION
2019



SILVER

Whether or not you're an experienced caravan owner, we know you love improvised weekends and following the pathway to discovery with no loss in comfort: the EVASION is made for you!

With an incomparable set of features, it will meet your every need while combining freedom with comfortable living. Hit the road to adventure with effortless towing and exceptional ease of storage. And don't forget its extraordinary design, outstanding comfort and expanded storage areas - they'll let you take full advantage of your travels. We've listened carefully to you, our customers, to your comments and suggestions, and have designed our caravans with your needs and requests in mind. The EASY TOP system that lets you raise the caravan roof automatically, without effort, in less than a minute is now proposed as an option on all EVASION 2019 models.



SETUP

Increase your caravan's volume in the blink of an eye thanks to the roof extension, manually or automatically with the new exclusive EASY TOP system.



HITCHING

Its compact dimensions and weight make hitch linkage easy.

MADE IN FRANCE



HANDLING

With a third less wind resistance than a standard caravan, the EVASION is easily hauled and substantially reduces your fuel consumption.



GARAGE CLEARANCE

With a minimum 1.8 or 2.0m width and 1.98m height, your EVASION goes easily in and out of your garage.



GASHEATING

(Option for EVASION models)

- Exclusivity
- Integrated silent hot air-ventilation
- Reduced gas-consumption
- Easy to operate



TOLL BOOTHS

Being under 2 meters in height, this caravan goes through toll booths without additional charge.



EASY TOP MOTOR ASSISTED POP-UP ROOF (Option for EVASION models)

XPS-FOAM INSULATION

Insulation core made out of XPS Foam: excellent insulation features, durability and rot-proofness, humidity-resistance.

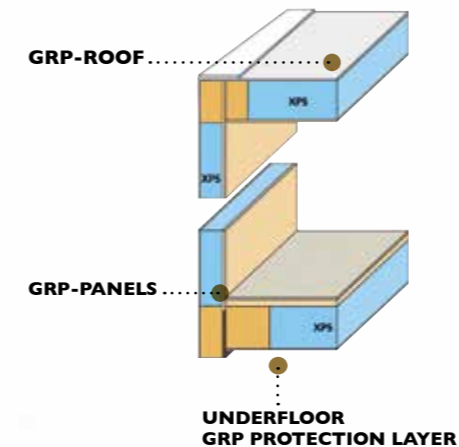
INSULATION XPS

Amongst the main risks for damage to your caravan are hail-damages and water-ingress.

The conventional construction of pop-up-caravans using traditional sandwich panels, does not provide adequate guarantees in this respect.

That's why Silver has decided to develop an exclusive construction-technology, which does offer you longevity of your caravan and allows them to benefit from a 7 years water ingress warranty*

EXCLUSIVE SILVER TECHNOLOGY



Improved hail protection and weatherproofing thanks to GRP roof and side-panels

- GRP cladding under the floorpan against splash-water, salt and stone chips
- Hydrophobic and rot-proof extruded polystyreneinsulation (XPS) for an optimal waterproofness

*under condition of an annual service at one of our certified dealers.

INSULATION

Unlike most other manufacturers, Silver does not simply comply with traditional expanded polystyrene for insulation goals. The side-panels, the roof and floor of all Silver Evasion benefit from water-resistant and high pressure-resistant XPS foam and offer you exceptional insulation values.

THE ADVANTAGES

- Improved resistance
- Non-corrodible
- Easier and therefore less expensive repair compared to aluminium
- No changes in shape or colours thanks to high resistance to UV-radiation and influence of weather

HEATING COMFORT

The Evasion-models offer you the possibility to choose for a modern, efficient and practical gasheating. The Truma VARIOHEATER gasheating is very suitable for Pop-up – caravans thanks to its under-seat installation allowing to win useful storage space.

THE ADVANTAGES

- No maintenance
- Efficient
- Elektronic control;
- Easy to operate
- Integrated security system

SLEEP COMFORT

Relaxation and a good night's sleep are essential to enjoy holiday. That is why Silver developed a new mattress using the latest technologies in the bedding market.

- High Resilient mattresses (30kg/m³) : high comfort, guaranteed firmness and longevity
- Anti-dust mite : anti-dust mite mattress cover
- Made in France : 100% manufactured and assembled in France
- Oeko-tex class 1 : mattress covers manufactured without harmful substances to health and skin





COMFORT

Enjoy the exceptional comfort of the fixed bedding in the EVASION 390CP. The model features a slatted base bed with a comfort plus mattress which offers true comfort and an outstanding vacation experience!



EVASION
390 CP

COLLECTION
2019



MODULARITY

Choose from among the three bedding possibilities in the EVASION 390 TDE:

- Twin beds, 75 x 206 cm
- King-size bed, 190 x 206 cm
- Transversal bed, 140x190 cm + roomy dinette

And don't forget the large opening windows that offer you an unprecedented view of the outside environment!



EVASION 390 TDE

COLLECTION
2019



REINFORCED INSULATION

Low-slung EVASION caravans offer perfect insulation with GRP-polyester panels and roof that guarantees optimal heating and a very high level of sound-proofing.

The EVASION 430 CP has all of the range's «main» features: a bedroom for parents, an ample dinette, generous storage space and a toilet. With a fixed bed, a convertible dinette and spacious worktop, the EVASION 430CP combines space, practicality, comfort and ease of living.



EVASION 430 CP

COLLECTION
2019



ERGONOMICS

This new compact pop-up model benefits of all advantages of a rigid regular caravan :

- Optimal ergonomics : comfortable sitting group in the rear, fully equipped kitchen with big worktop and well-sized twin beds (200 x 80 cm) with folding head-rest and 17cm thick mattresses
- Multiple storage facilities : wardrobe, cupboards, shelves, niches, display cabinet, deep drawers, etc.
- All you can ask for on less then 6m total length and 2m width !



EVASION
430 LJ

COLLECTION
2019



DECORS



NEWPORT

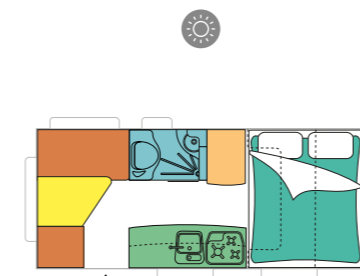


CANCUN

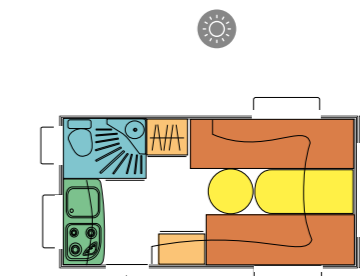
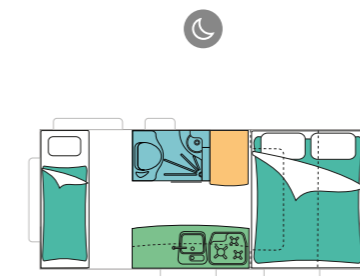


TOKYO

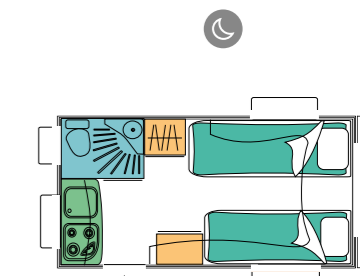
LAYOUTS



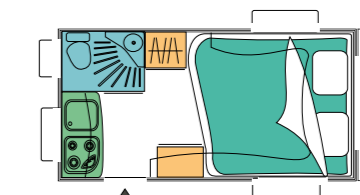
390 CP




390 TDE



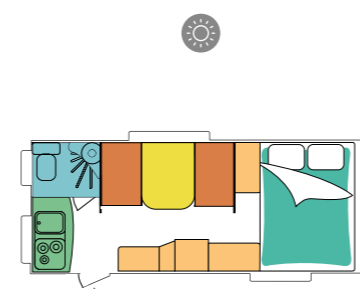
Twin bed



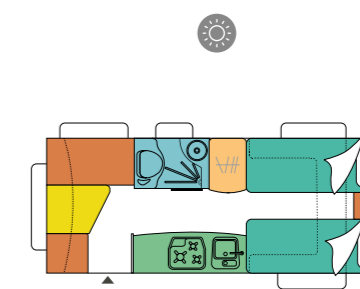
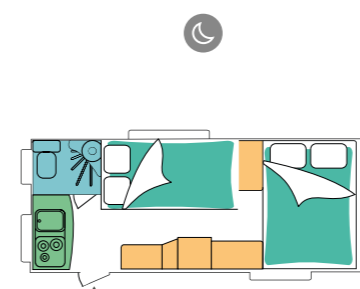
King size bed



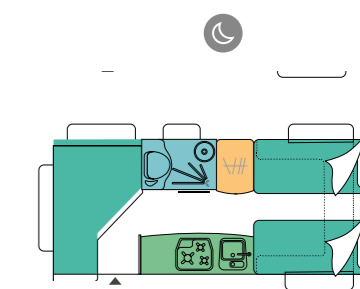
Transversal bed



430 CP



430 LJ



Day



Night

2019 EQUIPMENTS

"S" = standard "o" = optional "/" = not available	Evasion 390 CP	Evasion 390 TDE	Evasion 430 CP	Evasion 430 LJ
DIMENSIONS AND WEIGHTS				
Berths	3	2	4	3
Overall length (m)	5,37	5,37	5,98	5,98
Length for external body (m)	4,49	4,49	5,04	5,04
Internal length (m)	4,44	4,44	4,99	4,99
Overall height (m)	1,98	1,98	1,98	1,98
Internal height (m)	1,95	1,95	1,95	1,95
Overall width (m)	2	2	2	2
Estimated ex-works weight (kg)	910	910	990	1000
Estimated mass in running order +/-5% (kg)	967	967	1047	1057
Estimated gross caravan weight (kg)	1100	1100	1200	1200
Technical payload increase	1200/1300	1200/1300	1300	1300
Awning length (m) +/- 5%	6,9	6,9	7,5	7,5
CHÂSSIS				
3 rd stop light	S	S	S	S
Galvanized chassis and drawbar	S	S	S	S
Independent wheel with shock absorbers	S	S	S	S
Telescopic front wheel	S	S	S	S
Inertia braking, automatic reversing	S	S	S	S
AKS	S	S	S	S
Alloy wheel	S	S	S	S
Spare wheel in front box	S	S	S	S
All opening window with double glass partition	S	S	S	S
Gas locker	S	S	S	S
Whole polyester front face	S	S	S	S
Rear light support	S	S	S	S
Outside storage	S	S	S	S
GRP sides, roof and under body	S	S	S	S
Insulation through hydrophobe XPS	S	S	S	S
Roof lifting by roll bearing assistance	S	S	S	S
Automated pop-up roof (15 kg)	0	0	0	0
EXTERIOR				
Blind (15kg)	0 (2,70m)	0 (2,70m)	0 (3,00m)	0 (3,00m)
Preparation Bicycle carrier	0	0	0	0
MOVER (30kg)	0	0	0	0

2019 EQUIPMENTS

"S" = standard "o" = optional "/" = not available	Evasion 390 CP	Evasion 390 TDE	Evasion 430 CP	Evasion 430 LJ
HABITATION				
VARIOHEAT TRUMA heater with blown air (10kg)	0	0	0	0
Mosquito blinds	S	S	S	S
LED spot lights	S	S	S	S
One part thermoformed door	S	S	S	S
Extra storage compartment on the door	S	S	S	S
Seat edge opening	S	S	S	S
3 Stainless steel burners	S	S	S	S
Stainless steel sink	S	S	S	S
5L Water heater (electrical : 5kg)	0	0	0	0
10L Water heater (gas : 11 kg)	0	0	0	0
Tri-mixte fridge 85L	S	S	S	S
Used water tank + fresh water tank	S	S	S	S
BATHROOM				
Toilet	S	S	S	S
Toilet cupboard	S	S	S	S
Corner sink vanity unit	S	S	S	S
Shower pack (shower equipment, curtain)	0	0	0	0
Storing furniture under sink	S	S	S	S
Shower plate	S	S	S	S
BEDROOM				
Front dining room transforming in a 2 places bed	/	S (3 types)	/	/
Center dining room transforming in a 2 places bed	/	/	S (100x185cm)	/
Rear dining room transforming in a 1 place bed	S (190 x 60/125cm)	/	/	S (190x60/125cm)
Front permanent bed 150 X 190cm	S	/	S	/
High comfort mattress	S	/	S	S
Slatted bed frame	S	S	S	S
Twins bed	/	/	/	S 2x (80x200cm)
ELECTRICAL INSTALLATION				
Transformer 230/12 volts	S	S	S	S
Battery box	S	S	S	S
Sockets 230 V	S	S	S	S
Awning light	S	S	S	S

C A R A V A N S T O S U I T A L L Y O U R D E S I R E



SILVER

COLLECTION
2019

TRIGANO VDL

1, avenue de Rochebonne - CS 69003

07302 TOURNON-SUR-RHÔNE CEDEX - FRANCE

www.silver.camp/en/

DEALER STAMP